

Capital Project Update – October 2023

Strategic Alignment - Thriving Communities

Public

Tuesday, 21 November 2023

Infrastructure and Public Works Committee

Program Contact:

Mark Goudge, Associate Director
Infrastructure

Approving Officer:

Tom McCready, Director City
Services

EXECUTIVE SUMMARY

This report provides a summary view of the Capital Works Program delivery and financial performance as of 31 October 2023 including a snapshot of headline projects either complete or in progress, future procurement activities and upcoming community consultation and engagement activities.

The Infrastructure Program will present a monthly report to the Infrastructure & Public Works Committee reflecting the previous monthly performance.

RECOMMENDATION

THAT THE INFRASTRUCTURE AND PUBLIC WORKS COMMITTEE RECOMMENDS TO COUNCIL

THAT COUNCIL:

1. Notes the Capital Works Program Update for October 2023 as contained within this report and Attachment A to Item 8.1 on the Agenda for the meeting of the Infrastructure & Public Works Committee held on 21 November 2023.
-

IMPLICATIONS AND FINANCIALS

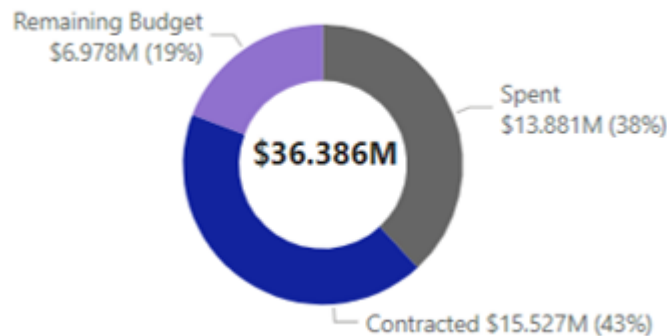
City of Adelaide 2020-2024 Strategic Plan	Strategic Alignment – Thriving Communities
Policy	Not applicable
Consultation	Consultation to various levels as required for the delivery of each project has or will be undertaken.
Resource	Projects delivered through a combination of Council resources, contract staff and external contractors and suppliers.
Risk / Legal / Legislative	Not as a result of this report
Opportunities	Not as a result of this report
23/24 Budget Allocation	This report tracks capital works performance against the 2023/24 Capital Works budget of \$100.734m
Proposed 24/25 Budget Allocation	Not as a result of this report
Life of Project, Service, Initiative or (Expectancy of) Asset	Life expectancy of assets varies by asset class.
23/24 Budget Reconsideration (if applicable)	Not as a result of this report
Ongoing Costs (eg maintenance cost)	Ongoing costs for the maintenance of new and/or renewed assets will be factored into future Asset Management and Maintenance Plans, Business Plans and Budgets.
Other Funding Sources	Projects reported on are primarily funded from Councils Capital Budget, however various State and Federal grant funding opportunities have been leveraged against a number of projects.

DISCUSSION

1. The total Capital Expenditure Budget for 2023/24 financial year approved by Council is \$100.734m
2. The Capital Works Program is itemised as follows.
 - 2.1. Major Projects are defined as complex projects identified through Council strategies and plans; the funding allocated within 2023/24 financial period total \$36.386m.
 - 2.2. New and Upgrade Projects are defined as installation of new infrastructure and upgrades to existing infrastructure, identified through Council strategies and plans, the funding allocated within 2023/24 financial period total \$13.932m.
 - 2.3. Renewal Projects are defined as renewals and maintenance works which are aligned to Asset Management Plans and current assets, the funding allocated within 2023/24 financial period total \$50.416m.
3. The monthly Capital Works Update will provide the status of these three capital programs as at the end of each calendar month.

Major Projects

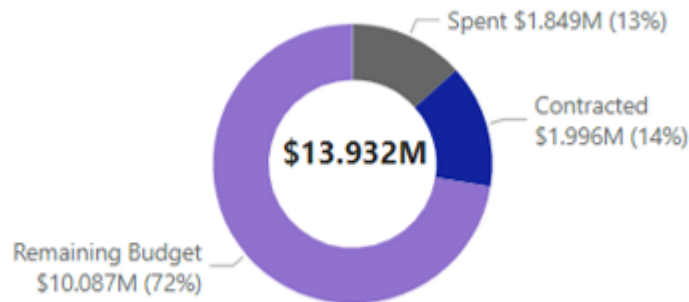
4. Major Projects as of 31 October 2023 reflects \$13.881m in spend and \$15.527m in contracted works.



5. Examples of Major Projects within this category are:
 - 5.1. Central Market Arcade Redevelopment.
 - 5.2. Hindley Street Main Street Revitalisation Project.
 - 5.3. City of Adelaide Bikeways – North / South.
 - 5.4. City Safe CCTV Network Upgrade.
 - 5.5. Rymill Park / Murlawirrapurka (Park 14) Lake Upgrade.
6. Major Project Summary:
 - 6.1. The Central Market Arcade Redevelopment demolition is substantially completed, with construction (piling) commencing imminently.
 - 6.2. Construction of the Pitt Street Redevelopment (final stage of the Market to Riverbank program) has commenced following a further round of stakeholder engagement.
 - 6.3. Procurement of Design, Cost and Stakeholder Engagement consultants for Hindley Street Main Street Revitalisation Project is progressing, with contracts for all packages to be awarded in Quarter 2.
 - 6.4. Detailed design of the Charles Street Streetscape Upgrade project is progressing in accordance with program.
 - 6.5. City Safe CCTV Network Upgrade under construction with 65% of cameras upgraded to date.

New and Upgrade

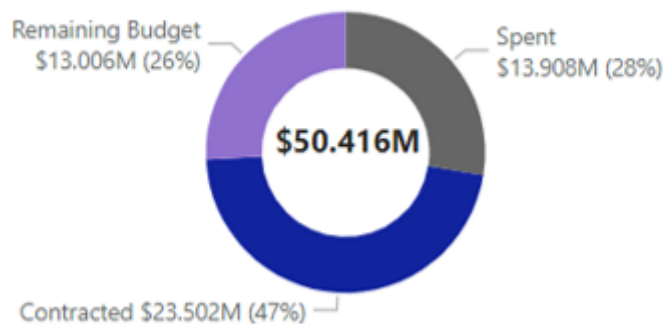
7. New and Upgrade Projects as of 31 October 2023 reflects \$1.849m in spend and \$1.996m in contracted works.



8. Examples of New and Upgrade Projects within this category are:
- 8.1. Field Street Improvements.
 - 8.2. Torrens Retaining Structure.
 - 8.3. Rymill Park / Murlawirrapurka (Park 14) Sustainable Water Supply.
 - 8.4. Greener City Streets Program.
9. New and Upgrade Summary:
- 9.1. One project has reached practical completion in October 2023, being the East End Festival and Event Place Retractable Bollards project.
 - 9.2. Construction of the Field Street Improvements project has commenced and is progressing on program.

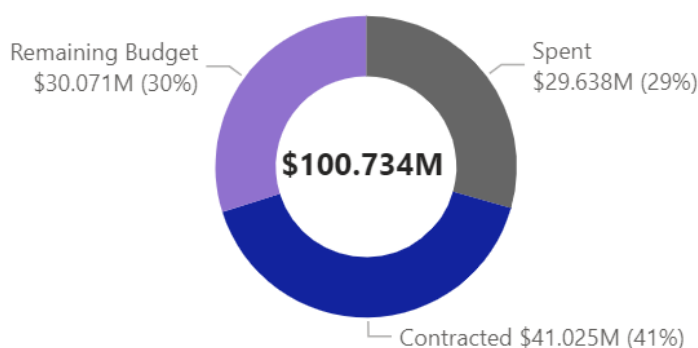
Renewal Projects

10. Renewal Projects as of 31 October 2023 reflects \$13.908m in spend and \$23.502m in contracted works.



11. Examples of Renewal Projects within this category:
- 11.1. Adelaide Town Hall Façade Conservation Works.
 - 11.2. Plant and Fleet Replacement Program.
 - 11.3. Jeffcott Street South Renewal Project.
 - 11.4. Parking Meter Solution Renewal.
 - 11.5. Road and Footpath Renewals.
12. Renewal Project Summary:
- 12.1. Six projects have achieved practical completion in October 2023, including road resurfacing at Roper Street, footpath renewals in Brougham Gardens and Park 22, Portable Fire Extinguisher remediation works and Town Hall chillers.

- 12.2. Heritage conservation works to the Adelaide Town Hall façade are progressing on time.
- 12.3. Jeffcott Street South Renewal project is nearing completion, with final stage of works underway.
- 12.4. Footpath Renewals (various) are progressing across the City and North Adelaide, including works in Rundle Park, Sir Edward Smith / Kermode Street intersection, Park 12 and Hindmarsh Square.
- 12.5. Rymill Park Lake Renewals projects are being delivered in conjunction with the Rymill Park / Murlawirrapurka (Park 14) Lake Upgrade (Major Project).
13. There are 415 projects within the approved 2023/24 financial year:
14. Design Only – 104 projects with a total value of \$8.640m.
15. Design and Construct – 92 projects with a total value of \$25.714m.
16. Construct Only – 196 projects with a total value of \$43.661m.
17. Other – 23 projects with a total value of \$17.219m.
18. The total expenditure against the Capital Works Program to the end of October 2023 is \$29.638m spent with a further \$41.025m contracted, totalling \$70.675m in the first four months.



Summary of commitments and expenditure by asset class for October-2023.

Capital Works	No. of Projects	Approved Budget	Commitments	Expenditure	Remaining Budget
Asset Renewals	322	\$50.416M	\$23.502M	\$13.908M	\$13.006M
Corporate Overhead		\$5.500M	\$0.000M	\$1.924M	\$3.576M
Major Projects	10	\$2.279M	\$3.712M	\$0.942M	(\$2.376M)
New/Upgrade Projects	19	\$1.544M	\$0.107M	\$0.068M	\$1.369M
Bridges	4	\$0.250M	\$0.005M	\$0.118M	\$0.128M
Buildings	46	\$10.423M	\$5.883M	\$0.963M	\$3.577M
ICT Renewals	7	\$1.793M	\$0.588M	\$0.954M	\$0.251M
Light'g & Electrical	24	\$2.380M	\$0.793M	\$0.190M	\$1.398M
Park Lands Assets	16	\$0.605M	\$0.708M	\$0.352M	(\$0.455M)
Plant and Fleet	4	\$2.834M	\$2.669M	\$0.699M	(\$0.535M)
Traffic Signal	12	\$2.382M	\$1.705M	\$0.607M	\$0.070M
Transport	124	\$15.065M	\$5.031M	\$6.095M	\$3.939M
Urban Elements	50	\$4.124M	\$1.041M	\$0.325M	\$2.758M
Water Infrastructure	6	\$1.237M	\$1.261M	\$0.670M	(\$0.693M)
Major Projects	28	\$36.386M	\$15.527M	\$13.881M	\$6.978M
New/Upgrade Projects	92	\$13.932M	\$1.996M	\$1.849M	\$10.087M
Total	415	\$100.734M	\$41.025M	\$29.638M	\$30.071M

1. Transport is made up of Roads, Pathways and Kerb and Water Table

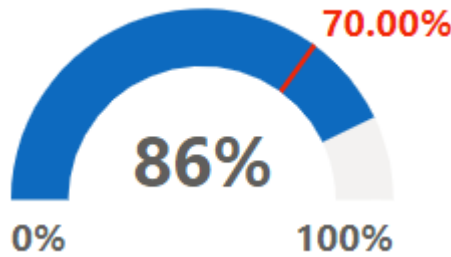
2. Plant and Fleet includes Commercial Plant and Fleet

3. Total Project Count: Mixed-Funded projects are only counted once in the total Project Count i.e. they are counted in the sub-totals but not in the Grand Total.

19. Examples of those works completed or in progress are reflected in **Attachment A - Capital Works**

Projects in Focus – October 2023

20. Works in Progress (WIP) is the capitalisation of projects within 10 weeks following Practical Completion. WIP currently sits at 86%. WIP KPI - 70%.



Future Procurement Activities

21. The following procurement activities are currently being undertaken or will commence shortly:

- 21.1. City of Adelaide Bikeways – North / South.
- 21.2. Hindley Street Main Street Revitalisation Project – Professional Services Consultants.
- 21.3. Hutt Street Entry Statement.
- 21.4. Melbourne Steet Improvements.
- 21.5. Light Square Electrical Infrastructure Upgrade.
- 21.6. Hindley Street Toilets Upgrade

Future Community Consultation and Engagement Activities

22. The following are some of the community consultation activities and engagements that are ongoing or planned:

- 22.1. Melbourne Street Improvements
- 22.2. Charles Street
- 22.3. Francis Street Renewal
- 22.4. Hindley Street Main Street Revitalisation
- 22.5. Whitmore Square Improvements
- 22.6. Mills Terrace
- 22.7. Gouger Street Redevelopment

23. The information provided reflects the first four months of the 2023/24 financial year. For further details on the 2023/34 Capital Program, the Council Member Corporate Dashboard has a dedicated Capital Works section ([Link 1](#)).

24. Should Council Members wish to understand the progress of a specific project/s outside of those highlighted, the Director, City Services and Associate Director, Infrastructure can be contacted to discuss.

DATA AND SUPPORTING INFORMATION

Link 1 – Council Member Corporate Dashboard

ATTACHMENTS

Attachment A – Capital Works Projects in Focus – October 2023